




OptoTech

# OTB 80 CNC

OptoTech Alloy Blocker





The layout blocker OTB 80 CNC from OptoTech is the ideal CNC-controlled prism layout blocker for midsized and big laboratories.



# OptoTech

## Technical Data

	OTB 80 CNC
Application	CNC-Controlled Prism Layout Blocker
Lens Diameter	38 mm - 85 mm
Accessories	Barcode Scanner, Blocking Rings, Blocking Chucks, Measurement Devices, Different Alloy, Chiller, Cooling Plate, De-Blocking Rings of Various Diameter, De-Blocking Tank
Axis Position	0° - 180°
Blocking Chucks	V-groove DIN 58766
Blocking Diameter	36 - 68 mm
Blocking Height	7 - 13 mm
Blocking Method	Alloy Blocking
Blocking Type	Prismatic and Plano
Control	PC based Controls with CNC
Front Curve	Plano to 22 dpt.
Lens Material	All Material
Number of Stations	2
Prism Angle	0° - 6° (With additional prism ring up to 11°)
Productivity	110 lenses/h
Air Pressure Requirement	5 bar
Power Requirement (others on request)	1,2 kVA / 100-240 V / 50 / 60 Hz
Dimensions	Width: 650 mm, Height: 850 mm, Depth: 1000 mm
Weight (approx.)	100 kg
Disclaimer	All data are subject to change without notice. Please verify details with OptoTech.





# OptoTech

## Highlights

- The ideal CNC-controlled prism layout Blocker for midsize and big laboratories
- 2 Blocking stations with optical aligning device
- Blocking of prismatic and plano lenses
- The included active video alignment system guides the operator to achieve a very accurate blocking position. This means, blocking is only possible, when the correct lens position is reached (error-free blocking for the most known lens types)

## System Advantages

- Saves time and reduces operating errors with data transfer from the host computer via barcode scanner
- Blocking Ring recognition and autofill stop feature eliminates operator errors and increases the performance